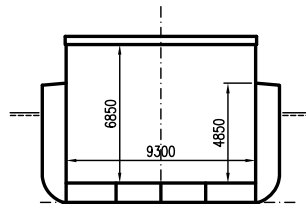
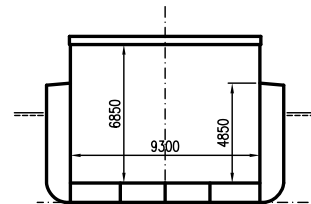


THESEUS

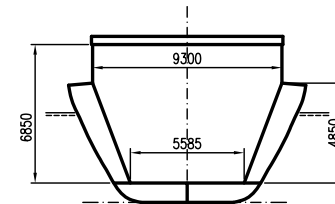
DEADWEIGHT GROUP
1850 – 2400 dwt



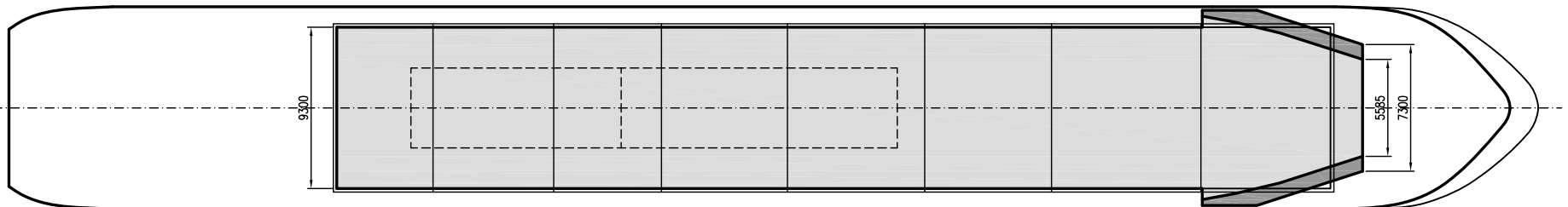
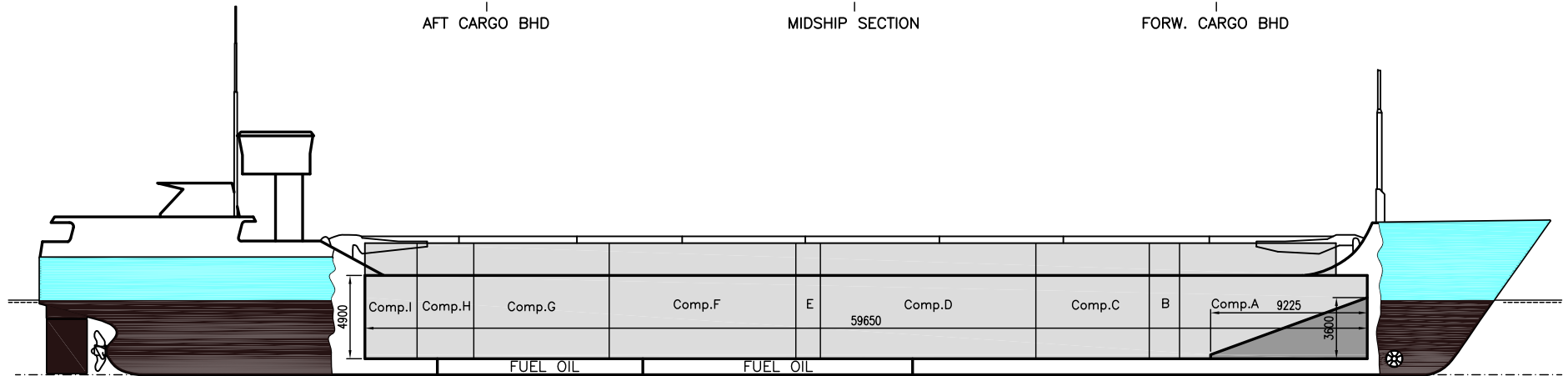
AFT CARGO BHD



MIDSHIP SECTION



FORW. CARGO BHD





If not otherwise specified :
Dist/Dim in meters
Weights in m.tons

All details given in good faith without guarantee

Builders	Tuleca, Romania
Classification	BV // 1 3/3 E
Length oa	89.60
Breadth mld	11.65
Depth mld	5.80
Draft summer	4.48
Deadweight summer draft	2460
Draft winter	4.38
Deadweight winter draft	2370
Gross tonnage	1846
Net tonnage	1081
Immersion(load draft) TPC	9.56
Mean draft of ship in heavy ballast	3.20
Distance from forward end of No.1 Hatch to aft end of last hatch	58.73
Hatch type	Crocodile hydraulic hatch covers
Container (TEU) capacity Hold / Deck	52 / 72

Hatch details:

- a : Distance from waterline fully ballasted to top of hatch coamings
b : Distance from waterline fully loaded to top of hatch coamings
c : Distance from tank top to top of hatch coamings
d : Max permissible loading on hatch covers
e : Distance from ship's rail to inside hatch coamings
f : Height of hatch coamings
g : Hatch opening
h : No. of Loadingholes on hatchcovers X diameter in mm

Remarks :

- Vessel fitted with 2 movable bulkheads, 8 different positions.
Free length on tanktop with both bulkheads in aft storage position about 58.50m.

THESEUS

DWT GROUP 1850-2400
IMO NO 9199256
CALL SIGN V2OU
BUILD 08/2000
FLAG Antigua & Barbuda

Max permissible load on deck, mt/sqm	-
Max permissible load on tanktop, mt/sqm	15.00
Max air draft - 1	18.80
Max air draft - 2	6.60
Distance from keel to top antenna -1	22.00
Distance from keel to top antenna -2	9.70
Water ballast capacity	1 100.00
Fuel main engine - capa.(cbm)	140.00
Fuel aux engine - capa.(cbm)	13.00
Speed service, knots	11.00
Cargo gear	No
Bow thruster	.251.HP. Yes
Boxed	Yes
Double skin	Yes
Open hatch	Yes
Rhine fitted	Yes
Ammonium Nitrate fitted	Yes
FeSi fitted	Yes

Htch#	Bale							h	Hold#	Grain				Hold dimensions	Compartm :		Communication :		Equipment
	a	b	c	d	e	f	g			cbm	cbft	cbm	cbft		#	cbm	Type	No	
1	4.60	3.40	6.65	1.50	1.20	2.00	57.81 x 9.30	0	1	3750	132 435	3750	132 435	57.81 x 9.30 x 6.85	a	562	Telex 1	0581 430 402 141	Inmarsat
															b	196	Telex 2	0581 430 402 140	Inmarsat
															c	430	Tlph 1	00870 773 150 019	Inmarsat
															d	851	Tlph 2	+49 173 600 3337	Gsm
															e	92	Fax		
															f	700	Email	charterers.theseuas@amosconnect.com	
															g	508			
															h	196			
															i	226			